


eZRIZE

Need a Lift?



eZ-Hoist

AUTOMATION MADE EASY

Integrated load cell

Dual brakes

Built in scaffold connections
for easy integration with
temporary stages



Only 0,65cm (2.13 ft) tall when
in its low position

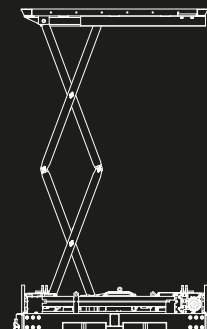
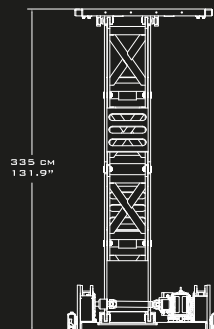
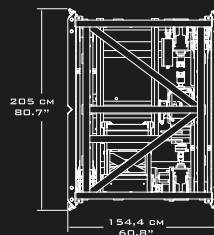
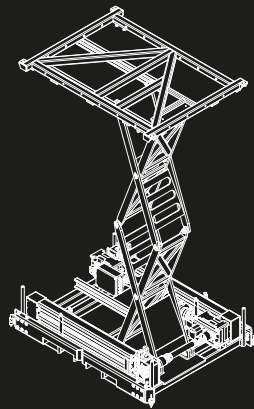
A full 2,7m (8.85 ft) of lift

Built in channels for
easy forklifting

Multiple lifts can be
combined to create large
lifting platforms

ez-Hoist eZRISE

	STANDARD	OPTIONAL
Power	32A, 380-420VAC	200-230VAC, 480VAC 50/60hz
Capacity	1300kg (2866lbs)	---
Speed	0-500mm/sec (0-1.64 ft/sec)	---
Lift Height	2,7m (8.85 ft)	---
Motor Encoder	TTL Incremental	Sin/Cos
Absolute Encoder	SSI	Hiperface, EnDat



WORLD HEADQUARTERS
611 Industry Road | Louisville, KY 40208
tel: +1.502.637.2500

EZ-AXIS.COM

EUROPEAN OPERATIONS
Veldzigt 3 3454 PW | De Meern, the Netherlands
tel: +31(0)30-2428280